














































Ranking of countries [\[edit \]](#)

Country ◆	2017 Rank ◆	2017 Score ◆	2017 Band ◆
 Netherlands	1	71.45	Very High Proficiency
 Sweden	2	70.40	Very High Proficiency
 Denmark	3	69.93	Very High Proficiency
 Norway	4	67.77	Very High Proficiency
 Singapore	5	66.03	Very High Proficiency
 Finland	6	65.83	Very High Proficiency
 Luxembourg	7	64.57	Very High Proficiency
 South Africa	8	63.37	Very High Proficiency
 Germany	9	62.35	High Proficiency
 Austria	10	62.18	High Proficiency
 Poland	11	62.07	High Proficiency
 Belgium	12	61.58	High Proficiency
 Malaysia	13	61.07	High Proficiency
 Switzerland	14	60.95	High Proficiency
 Philippines	15	60.59	High Proficiency
 Serbia	16	59.37	High Proficiency
 Romania	17	59.13	High Proficiency
Portugal	18	58.76	High Proficiency
Hungary	19	58.61	High Proficiency
Czech Republic	20	57.87	High Proficiency
Slovakia	21	57.63	High Proficiency

Country	2017 Rank	2017 Score	2017 Band
 Bulgaria	22	57.34	Moderate Proficiency
 Greece	23	57.14	Moderate Proficiency
 Lithuania	24	57.08	Moderate Proficiency
 Argentina	25	56.51	Moderate Proficiency
 Dominican Republic	26	56.31	Moderate Proficiency
 India	27	56.12	Moderate Proficiency
 Spain	28	56.06	Moderate Proficiency
 Hong Kong	29	55.81	Moderate Proficiency
 South Korea	30	55.32	Moderate Proficiency
 Nigeria	31	54.74	Moderate Proficiency
 France	32	54.39	Moderate Proficiency
 Italy	33	54.19	Moderate Proficiency
 Vietnam	34	53.43	Moderate Proficiency
 Costa Rica	35	53.13	Moderate Proficiency
 China	36	52.45	Low Proficiency
 Japan	37	52.34	Low Proficiency
 Russia	38	52.19	Low Proficiency
 Indonesia	39	52.15	Low Proficiency
 Taiwan	40	52.04	Low Proficiency

Country	2017 Rank	2017 Score	2017 Band
 Brazil	41	51.92	Low Proficiency
 Macau	42	51.87	Low Proficiency
 Uruguay	43	51.73	Low Proficiency
 Mexico	44	51.57	Low Proficiency
 Chile	45	51.50	Low Proficiency
 Bangladesh	46	50.96	Low Proficiency
 Ukraine	47	50.91	Low Proficiency
 Cuba	48	50.83	Low Proficiency
 Panama	49	50.68	Low Proficiency
 Peru	50	50.50	Low Proficiency
 Colombia	51	49.97	Low Proficiency
 Pakistan	52	49.88	Low Proficiency
 Thailand	53	49.78	Low Proficiency
 Guatemala	54	49.52	Low Proficiency
 Ecuador	55	49.42	Low Proficiency
 Tunisia	56	49.01	Low Proficiency
 United Arab Emirates	57	48.88	Low Proficiency
 Syria	58	48.49	Very Low Proficiency
 Qatar	59	48.19	Very Low Proficiency
 Morocco	60	47.91	Very Low Proficiency
 Sri Lanka	61	47.84	Very Low Proficiency
 Turkey	62	47.79	Very Low Proficiency
 Jordan	63	47.40	Very Low Proficiency

Country	2017 Rank	2017 Score	2017 Band
 Azerbaijan	64	46.97	Very Low Proficiency
 Iran	65	46.60	Very Low Proficiency
 Egypt	66	46.51	Very Low Proficiency
 Kazakhstan	67	45.95	Very Low Proficiency
 Venezuela	68	45.71	Very Low Proficiency
 El Salvador	69	45.70	Very Low Proficiency
 Oman	70	44.48	Very Low Proficiency
 Mongolia	71	44.21	Very Low Proficiency
 Saudi Arabia	72	43.98	Very Low Proficiency
 Angola	73	43.49	Very Low Proficiency
 Kuwait	74	43.14	Very Low Proficiency
 Cameroon	75	42.45	Very Low Proficiency
 Algeria	76	42.11	Very Low Proficiency
 Cambodia	77	40.86	Very Low Proficiency
 Libya	78	38.61	Very Low Proficiency
 Iraq	79	38.12	Very Low Proficiency
 Laos	80	37.56	Very Low Proficiency